



## 10D16W4\_1.6RP series

10W - Single/Dual Output - Wide Input - Isolated & Regulated DC-DC Converter

## DC-DC Converter 10 Watt

- ⊕ 10W DIL package
- ⊕ 4:1 wide input voltage range
- ⊕ High efficiency up to 88%
- ⊕ Regulated output types
- ⊕ No minimum load required
- ⊕ Over power and short circuit protection
- ⊕ Operating temperature: -40°C to +91°C (with derating)
- ⊕ UL94V-0 package material
- ⊕ 100% burned-in
- ⊕ 3 years warranty

The 10D16W4\_1.6RP series is an excellent performance and high power density design. Wide 2:1 input voltage ranges: 9V-36V and 18V-75V.

It features efficiency up to 88%, 1600VDC isolation, operating temperature of -40°C to +91°C, input under-voltage protection, output over-current, short circuit protection, which make them widely applied in medical care, industrial control, electric power, instruments and communication fields.



Common specifications	
Short circuit protection:	Continuous [Hiccup Mode], Auto-Recovery
Operating Ambient Temperature (Power Derating See Derating Graph):	<ul style="list-style-type: none"> <li>• 10D16W4_2405S1.6RP, 10D16W4_4805S1.6RP -40°C~+54.5°C</li> <li>• 10D16W4_2412S1.6RP, 10D16W4_4812D1.6RP -40°C~+63.8°C</li> <li>• 10D16W4_2415S1.6RP, 10D16W4_4815S1.6RP, 10D16W4_2424S1.6RP, 10D16W4_4824S1.6RP, 10D16W4_2412D1.6RP, 10D16W4_4812D1.6RP, 10D16W4_2415D1.6RP, 10D16W4_4815D1.6RP -40°C~+59.2°C</li> </ul>
Thermal Impedance:	<ul style="list-style-type: none"> <li>• 20LFM 20.4°C/W</li> <li>• 100LFM 18.1°C/W</li> <li>• 200LFM 15.1°C/W</li> <li>• 400LFM 10.5°C/W</li> </ul>
Case temperature:	+105°C MAX
Storage temperature:	-55°C ~+125°C
Storage humidity:	5-95% RH, Non Condensing
Thermal Shock:	MIL-STD-810F
Shock &Vibration Test:	MIL-STD-810F
Switching Frequency:	390kHz TYP, 100% Load, Nominal Input; Other Output
MTBF:	1100 K hours (MIL-HDBK 217F @25°C; calculated)
Case material:	Copper, Black Coating
Potting Material:	Silicone (UL94-V0)
Cooling:	Natural Convection
Weight:	10g TYP.
Dimensions:	24.0 x 14.0 x 9.5 mm

Output specifications					
Item	Test condition	Min	Typ	Max	Units
Voltage Tolerance	100% Load	-2		+2	%
Line regulation	Vin=min to max, 100% load	-0.5		+0.5	%
Load regulation	0% Load to 100% Load	-0.5		+0.5	%
Load Cross Regulation	Asymmetrical Load 25% / 100% Load • Dual Output	-5.0		+5.0	%
Ripple & Noise (BW=20MHz)	All models		60	100	mVp-p
Transient Response Setting Time	25% Load Step Change		350	500	us
Transient response deviation	25% load step change	-5	±3	±5	%
Temperature coefficient		-0.03		+0.03	%/°C
Output Power Protection	% of Io, Hiccup mode, Auto-recovery	120	155	190	%
Switching Frequency	100% Load, Nominal Input • 5V Output • Other Output		270	390	KHz
Over Voltage Protection	• 5Vout • 12Vout • 15Vout • 24Vout		6.2	15	VDC
			18	30	VDC

Isolation specifications					
Item	Test condition	Min	Typ	Max	Units
Isolation voltage	Tested for 1 second • Input To Output (60sec)	1600			VDC
Isolation resistance	500VDC, input to output	1000			MΩ
Isolation capacitance	Input/Output, 100KHz/IV			2200	pF

**Example:**  
**10D16W4\_1.6RP**  
**10 = 10 Watt; D16 = DIP16; W4 = wide input (4:1); 24 = 9-36Vin;**  
**05 = 5Vout; S = Single Output; 1.6 = 1600VDC isolation;**  
**R = Regulated output; P = Short circuit protection**

- Note:**
- All specifications measured at Ta = 25°C, humidity <75%, nominal input voltage and rated output load unless otherwise specified.
  - In this datasheet, all the test methods of indications are based on corporate standards.

Input specifications					
Item	Test condition	Min	Typ	Max	Units
Input Voltage	24V Models 48V Models	9 18		36 75	VDC VDC
Surge voltage (1 sec. max)	24V Models 48V Models	-0.7 -0.7		50 100	VDC VDC
Start-up voltage	24V Models 48V Models			9 18	VDC VDC
Under Voltage Shutdown	24V Models 48V Models		8 15		VDC VDC
Start-up Time (Nominal Vin)	Constant Resistive Load • Power-up		30		ms
Input filter	Internal LC type				

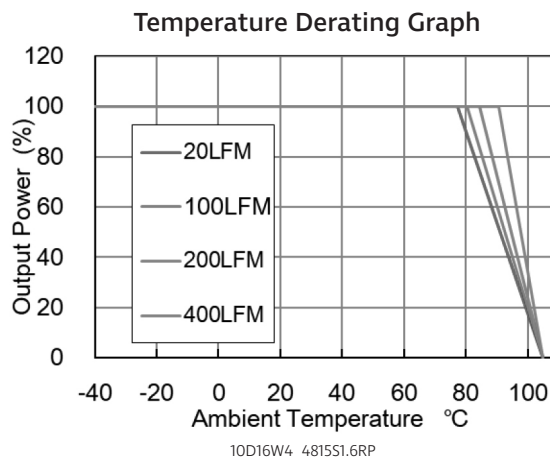
## 10D16W4\_1.6RP series

10W - Single/Dual Output - Wide Input - Isolated & Regulated DC-DC Converter

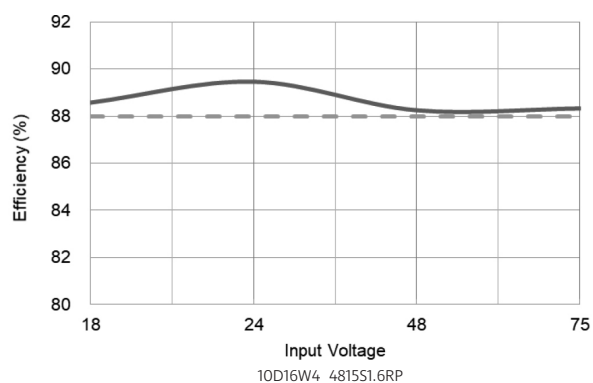
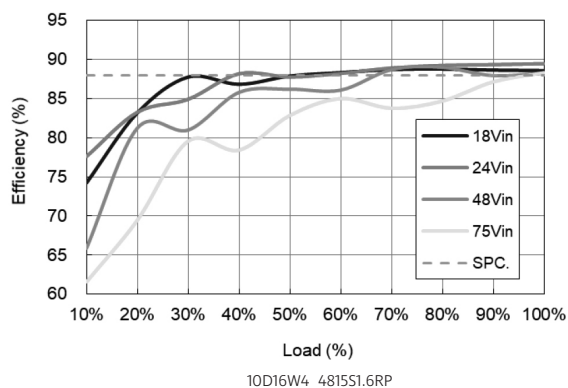
### Product Selection Guide

Part Number	Input Voltage [VDC, Range]	Input Current [No-Load Full-Load]	Output Voltage [VDC]	Output Current [mA, max.]	Efficiency [%, typ.]	Capacitive Load [max.]
10D16W4_2405S1.6RP	9-36	9 496	5	2000	84	2200
10D16W4_2412S1.6RP	9-36	9 479	12	833	87	660
10D16W4_2415S1.6RP	9-36	9 473	15	666	88	470
10D16W4_2424S1.6RP	9-36	9 483	24	416	88	240
10D16W4_4805S1.6RP	18-75	6 248	5	2000	84	2200
10D16W4_4812S1.6RP	18-75	6 239	12	833	87	660
10D16W4_4815S1.6RP	18-75	6 237	15	666	88	470
10D16W4_4824S1.6RP	18-75	6 236	24	416	88	240
10D16W4_2412D1.6RP	9-36	9 473	±12	±416	88	±470
10D16W4_2415D1.6RP	9-36	9 473	±15	±333	88	±270
10D16W4_4812D1.6RP	18-75	6 236	±12	±416	88	±470
10D16W4_4815D1.6RP	18-75	6 237	±15	±333	88	±270

### Typical characteristics



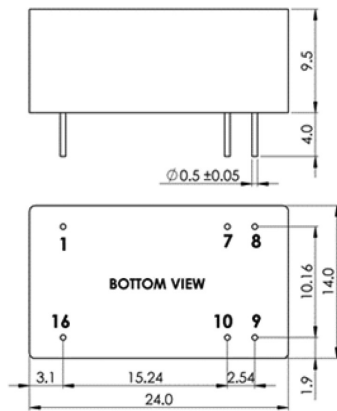
### Efficiency



## 10D16W4\_1.6RP series

10W - Single/Dual Output - Wide Input - Isolated & Regulated  
DC-DC Converter

### Mechanical dimensions



Unit : mm

Tolerance : XX.X ± 0.5    XX.XX ± 0.25

Pin	Single	Dual	Diameter
1	-Vin	-Vin	0.5mm [0.02"]
7	NC	NC	0.5mm [0.02"]
8	NC	Com	0.5mm [0.02"]
9	+Vout	+Vout	0.5mm [0.02"]
10	-Vout	-Vout	0.5mm [0.02"]
16	+Vin	+Vin	0.5mm [0.02"]