



1T8B2_1.5UP series

1W - Single Output DC-DC Converter - Fixed Input - Isolated & Unregulated

DC-DC Converter

1 Watt

- ⊕ 8PIN SMD Package
- ⊕ No load input current as low as 5 mA
- ⊕ Continuous short circuit protection
- ⊕ High Efficiency up to 87%
- ⊕ Unregulated Output Types
- ⊕ 1.5kVDC Isolation
- ⊕ Operating Temperature: -40°C to +105°C
- ⊕ Industry Standard Pinout
- ⊕ IEC62368, UL62368, EN62368

Introducing our advanced 1T8B2_1.5UP series: featuring an 8PIN SMD package, this converter offers no load input current as low as 5 mA and continuous short circuit protection. With high efficiency up to 87%, it supports unregulated output types and provides robust isolation of 1.5kVDC.

Designed to operate within a wide temperature range of -40°C to +105°C, this converter follows the industry standard pinout. It complies with IEC62368, UL62368, and EN62368 standards, ensuring safety and reliability in various applications.



Common specifications	
Short circuit protection:	continuous
Operation temperature range:	-40°C ~ +105°C (with derating)
Storage temperature range:	-55°C ~ +125°C
Storage humidity range:	< 95% (Non Condensing)
MTBF (MIL-HDBK-217F@25°C):	>3,500,000 hours
Case material:	DAP
Cooling:	Free air convection
Dimensions:	12.7 x 7.6 x 6.25 mm
Weight:	1.2 g

Input specifications					
Item	Test condition	Min	Typ	Max	Units
Voltage range (Vo,Io Nom)	Vin: 3.3V, 5V			±10	%
	Vin: 9V, 12V, 15V, 24V			±20	%
Filter	Capacitor				

Isolation specifications					
Item	Test condition	Min	Typ	Max	Units
Isolation voltage	Input to output	1500			VDC
Isolation resistance	Test at 500VDC	1000			MΩ
Isolation capacitance	Input-output, 100kHz/0.1V		20		pF

EMC specifications		
Emissions	CE	CISPR32/EN55032 CLASS B (see Fig. 1 for recommended circuit)
Emissions	RE	CISPR32/EN55032 CLASS B (see Fig. 1 for recommended circuit)
Immunity	ESD	IEC/EN61000-4-2 Air ±8kV, Contact ±4kV perf. Criteria B

Output specifications					
Item	Test condition	Min	Typ	Max	Units
Voltage tolerance	100% full load			±5	%
Line regulation	For Vin change of 1%		±1.2		%
Load regulation (10% to 100%)	• 3.3V		15	20	%
	• 5V		10	15	%
	• 9V		8	10	%
	• 12V		7	10	%
	• 15V		6	10	%
Ripple & noise* (BW = DC To 20MHz)	• Vo: 3.3V, 5V, 9V, 12V, 15V		30	75	mVp-p
Switching frequency (Full load, nominal input)	• 3.3V, 5V Vin		215/370		kHz
	• other Vin		250		kHz

* Ripple and noise tested with "parallel cable" method. See detailed operation instructions at DC-DC Application Notes.

Example:

1T8B2_1205S1.5UP

1 = 1Watt; T8 = SMT8; B2 = Series; 12 = 12Vin; 05 = 5Vout;
 S = Single output; 1.5 = 1.5kVDC isolation; U = Unregulated output;
 P = Short circuit protection (SCP)

Note:

1. Operation under minimum load will not damage the converter; However, they may not meet all specification listed.
2. Max. Capacitive Load tested at input voltage range and full load.
3. All specifications measured at Ta = 25°C, humidity < 75%, nominal input voltage and rated output load unless otherwise specified.
4. In this datasheet, all the test methods of indications are based on our corporate standards.

1T8B2_1.5UP series

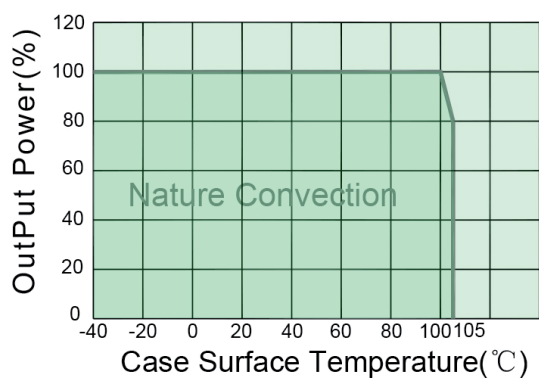
1W - Single Output DC-DC Converter - Fixed Input - Isolated & Unregulated

Product Selection Guide

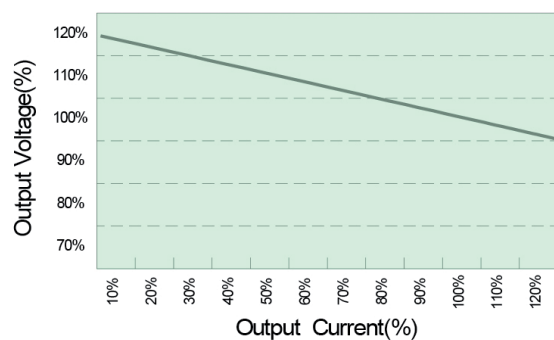
Part Number	Output Voltage [VDC]	Output Current [mA]	Efficiency [%, typ]	Capacitive Load [μ F]
1T8B2_0303S1.5UP	3.3	303	76	2400
1T8B2_0305S1.5UP	5	200	82	2400
1T8B2_0309S1.5UP	9	112	83	1000
1T8B2_0312S1.5UP	12	84	84	470
1T8B2_0315S1.5UP	15	67	84	330
1T8B2_0503S1.5UP	3.3	303	76	2400
1T8B2_0505S1.5UP	5	200	82	2400
1T8B2_0509S1.5UP	9	112	83	1000
1T8B2_0512S1.5UP	12	84	84	470
1T8B2_0515S1.5UP	15	67	84	330
1T8B2_0903S1.5UP	3.3	303	76	2400
1T8B2_0905S1.5UP	5	200	82	2400
1T8B2_0909S1.5UP	9	112	83	1000
1T8B2_0912S1.5UP	12	84	84	470
1T8B2_0915S1.5UP	15	67	84	330
1T8B2_1203S1.5UP	3.3	303	78	2400
1T8B2_1205S1.5UP	5	200	82	2400
1T8B2_1209S1.5UP	9	112	85	1000
1T8B2_1212S1.5UP	12	84	85	680
1T8B2_1215S1.5UP	15	67	87	330
1T8B2_1503S1.5UP	3.3	303	78	2400
1T8B2_1505S1.5UP	5	200	82	2400
1T8B2_1509S1.5UP	9	112	85	1000
1T8B2_1512S1.5UP	12	84	85	680
1T8B2_1515S1.5UP	15	67	87	330
1T8B2_2403S1.5UP	3.3	303	78	2400
1T8B2_2405S1.5UP	5	200	82	2400
1T8B2_2409S1.5UP	9	112	85	1000
1T8B2_2412S1.5UP	12	84	85	680
1T8B2_2415S1.5UP	15	67	87	330

Typical characteristics

Temperature derating graph



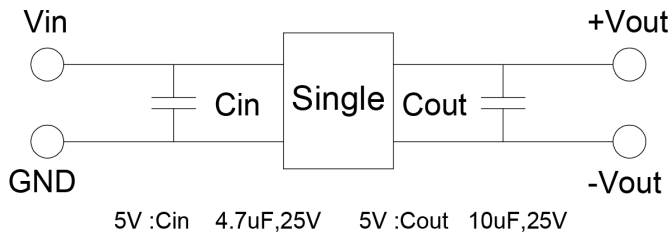
Tolerance envelope graph



1T8B2_1.5UP series

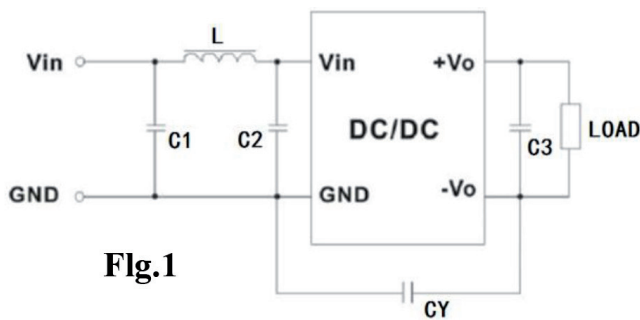
1W - Single Output DC-DC Converter - Fixed Input - Isolated & Unregulated

Recommended test circuit



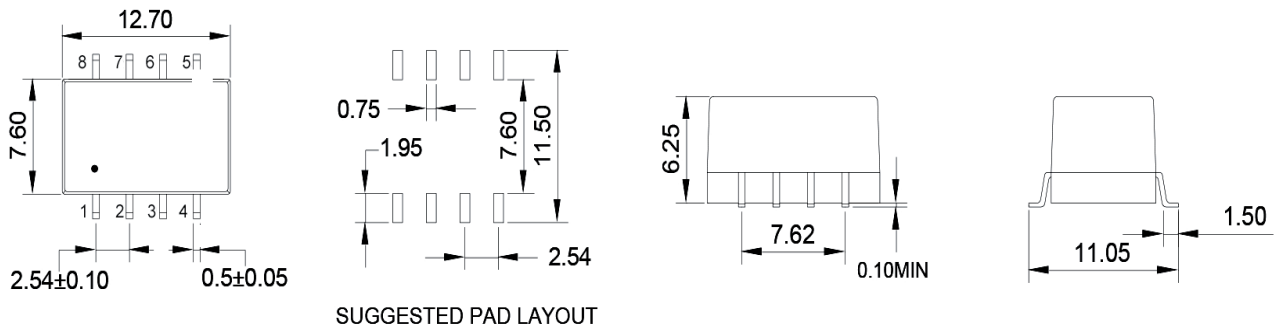
Vin	Cin	Single Vout	Cout
3.3VDC	4.7μF/25V	3.3VDC	10μF/16V
5VDC	4.7μF/25V	5VDC	10μF/16V
9VDC	4.7μF/25V	9VDC	2.2μF/16V
12VDC	2.2μF/25V	12VDC	2.2μF/25V
15VDC	2.2μF/25V	15VDC	1μF/25V

Recommended test circuit



EMC recommended circuit value table		
Emissions	C1	4.7μF /50V
Emissions	C2	4.7μF /50V
Emissions	CY	1nF/4kV
Emissions	C3	Recommended Test Circuit
Emissions	L	6.8μH

Mechanical dimensions



Unit:mm Unless otherwise specified, all tolerances are ±0.25

PIN	Single
1	-Vin
2	+Vin
4	-Vout
5	+Vout
8	NC
Other	NO PIN

1T8B2_1.5UP series

1W - Single Output DC-DC Converter - Fixed Input - Isolated & Unregulated

RoHS compliant type

Our RoHS parts just can withstand IR Reflow peak temperature: 240°C MAX as the following profile:

Profile Feature	Pb-Free Assembly
Average Ramp-Up Rate (Ts max to Tp)	3°C /second max.
Preheat -Temperature Min (Ts min) -Temperature Max (Ts max) -Time (ts min to ts max)	150°C 200°C 60-180 seconds
Time maintained above -Temperature (TL) -Time (tL)	217°C 60-150 seconds
Peak/Classification Temperature (Tp)	240°C max.
Time within 5°C of actual Peak Temperature (tp)	20-40 seconds
Ramp-Down Rate	6°C/seconds max.
Time 25°C to Peak Temperature	6 minutes max.

