



5ACEW_4 series

5Watt - AC-DC converter

AC-DC Converter

5 Watt

- ⊕ Ultra-wide 85-305VAC and 100-430VDC input voltage range
- ⊕ 1 × 1 inch compact size
- ⊕ Operating ambient temperature range: -40°C to +85°C
- ⊕ Up to 81.5% efficiency
- ⊕ No-load power consumption 0.1W
- ⊕ 5000m altitude application
- ⊕ Plastic case meets UL94V-0 flammability
- ⊕ EMI performance meets CISPR32/EN55032 CLASS B, EN55014
- ⊕ IEC/EN/UL62368/EN60335/EN61558 safety approval

5ACEW_4 series AC-DC converters is one of GAPTEC's compact size power converter. It features ultra-wide AC input and at the same time accepts DC input voltage, low power consumption, high efficiency, high reliability, reinforced isolation. It offers good EMC performance compliant to IEC/EN61000-4 and CISPR32/EN55032 and meets IEC/EN/UL62368/EN60335/EN61558 standards. The converters are widely used in industrial, power, home appliances, instrumentation, communication and civil applications. For extremely harsh EMC environment, we recommend using the application circuit show in design reference of this datasheet.



UL-62368-1 (E347551)

Common specifications					
Item	Operating condition	Min	Typ	Max	Units
Short circuit protection:		Hiccup, continuous, self-recovery			
Cooling:		Free air convection			
Operating temperature:		-40		+85	°C
Operation temperature range:	Wave-soldering Manual-welding	260 ± 5°C; time: 5 - 10s 360 ± 10°C; time: 3 - 5s			
Storage humidity range:			< 95		%RH
Switching Frequency			65		kHz
Power derating:	-40°C to -25°C	3.0			%/°C
	+50°C to +70°C: 3.3V	1.67			%/°C
	+55°C to +70°C: 5V/9V/12V	2.33			%/°C
	+60°C to +70°C: 5V/9V/12V	3.5			%/°C
	+70°C to +85°C: 3.3V	1.67			%/°VAC
	+70°C to +85°C: Others	1.0			%/°VAC
	85VAC - 100VAC:	1.0			%/°VAC
	277VAC - 305VAC:	1.33			%/°VAC
2000m - 5000m:		0.67			%/Km
Safety standard:		IEC/EN/UL62368/EN60335/EN61558			
Safety Certification:		IEC/EN/UL62368/EN60335/EN61558			
Safety Class:		Class II			
MTBF:		MIL-HDBK-217F@25°C > 2602,000 h			
Hot plug:		Unavailable			
Case material:		Black plastic, flame-retardant and heat-resistant (UL94V-0)			
Designed Life: (230VAC)	Ta: 25°C 100% load	>130x10 ³ h			
	Ta: 55°C 100% load	>41x10 ³ h			
Dimension	Horizontal pack.	25.40 x 25.40 x 17.60 mm			
	chasis mounting	76.00 x 31.50 x 26.40 mm			
	DIN rail mounting	76.00 x 31.50 x 31.00 mm			
Weight: (Horizontal package)	3.3V/5V/9V/12V 15V/24V	18.0			g
Weight: (Chasis mounting)		38.0			g
Weight: (DIN rail mounting)		58.0			g

Input specifications					
Item	Operating condition	Min	Typ	Max	Units
Input voltage range	• AC Input	85		305	VAC
	• DC Input	100		430	VDC
Input frequency		47		63	Hz
Input current	• 115VAC			0.13	A
	• 230VAC			0.07	A
Inrush current	• 115VAC		15		A
	• 230VAC		25		A
Leakage Current	277VAC/50Hz		0.25mA RMS Max.		
Recommended External Input Fuse	1A, slow-blow, required (The actual use needs to be selected according to the application environment)				

Isolation specifications					
Item	Operating Conditions	Min	Typ	Max	Units
Isolation (Input-Output)	Electric Strength Test for 1min, leakage current <5mA	4000			VAC

Example:

5ACEW_03S4

**5 = 5Watt; AC = AC-DC; E = case style ; W = wide input
03 = 3.3Vout; S = single output; 4 = 4 kVAC isolation**

Note:

1. If the product is not operated within the required load range, the product performance cannot be guaranteed to comply with all parameters in the datasheet;
2. Unless otherwise specified, parameters in this datasheet were measured under the conditions of Ta = 25°C, humidity <75% with nominal input voltage and rated output load;
3. All index testing methods in this datasheet are based on our company corporate standards;
4. We can provide product customization service, please contact our technicians directly for specific information;
5. Products are related to laws and regulations: see "Features" and "EMC";
6. Our products shall be classified according to ISO14001 and related environmental laws and regulations, and shall be handled by qualified units.

5ACEW_4 series

5Watt - AC-DC converter

Output specifications						
Item	Operating condition	Min	Typ	Max	Units	
Output voltage accuracy*	3.3V output others		±3 ±2		%	
Line regulation	Full load		±0.5		%	
Load regulation	10% - 100% load		±1		%	
Ripple & Noise*	20MHz bandwidth (peak-to-peak value)		50	100	mV	
Stand-by Power Consumption	230VAC		0.1		W	
Temperature Coefficient			±0.02			
Over-current Protection	≥130%Io, self-recovery					
Over-voltage Protection	3.3/5VDC output 9VDC output 12VDC output 15VDC output 24VDC output		≤7.5VDC ≤15VDC ≤16VDC ≤20VDC ≤30VDC			
Min. load		0			%	
Hold-up Time	115VAC input 230VAC input		5 50		ms	
Soldering Temperature	Wave-soldering Manual-welding	260 ± 5°C; time: 5 - 10s 360 ± 10°C; time: 3 - 5s				

Note: *The "Tip and barrel method" is used for ripple and noise test, output parallel 10uF electrolytic capacitor and 1uF ceramic capacitor, please refer to AC-DC Converter Application Notes for specific information.

Product Selection Guide

Approval	Model	Power [W]	Output [Vo]	Output [Io]	Efficiency [% , typ]	Capacitive load [μF, max]
UL	5ACEW_03S4	5	3.3V	1515mA	71.5	4000
UL	5ACEW_05S4	5	5V	1000mA	77.5	3000
UL	5ACEW_09S4	5	9V	555mA	80.5	1200
UL	5ACEW_12S4	5	12V	416mA	80.5	1200
UL	5ACEW_15S4	5	15V	333mA	81.5	680
UL	5ACEW_24S4	5	24V	208mA	81.5	220

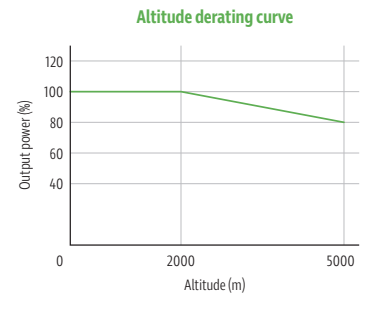
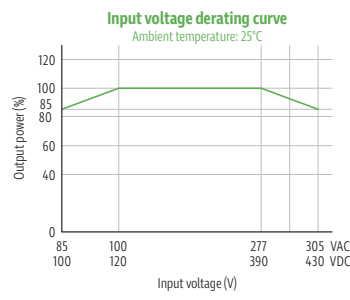
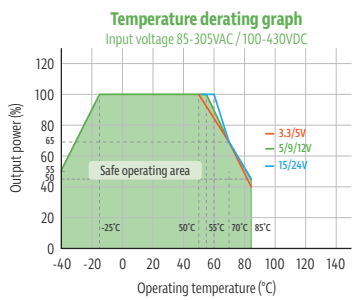
Note: * Use suffix "/CM" for chassis and suffix "/DR" for DIN-Rail mounting.

EMC specifications						
Emissions	CE	CISPR32/EN55032 CLASS B EN55014-1				
Emissions	RE	CISPR32/EN55032 CLASS B EN55014-1				
Immunity	ESD	IEC/EN 61000-4-2 EN55014-2	Contact ±6KV/Air ±8KV	perf. Criteria B perf. Criteria B		
Immunity	RS	IEC/EN 61000-4-3 EN55014-2	10V/m	perf. Criteria A perf. Criteria B		
Immunity	EFT	IEC/EN61000-4-4 ±2KV (See Fig.1 for typical application circuit) IEC/EN61000-4-4 ±4KV (See Fig.2 for recommended circuit) EN55014-2			perf. Criteria B perf. Criteria B perf. Criteria B	
Immunity	Surge	IEC/EN61000-4-5 line to line ±1KV (See Fig.1 for typical application circuit) IEC/EN61000-4-5 line to line ±2KV (See Fig.2 for recommended circuit) EN55014-2			perf. Criteria B perf. Criteria B perf. Criteria B	
Immunity	CS	IEC/EN 61000-4-6 EN55014-2	10 Vr.m.s	perf. Criteria A perf. Criteria A		
Immunity	Voltage dip, short interruption and voltage variation	IEC/EN 61000-4-11 EN55014-2	0%-70%	perf. Criteria B perf. Criteria B		

SACEW_4 series

5Watt - AC-DC converter

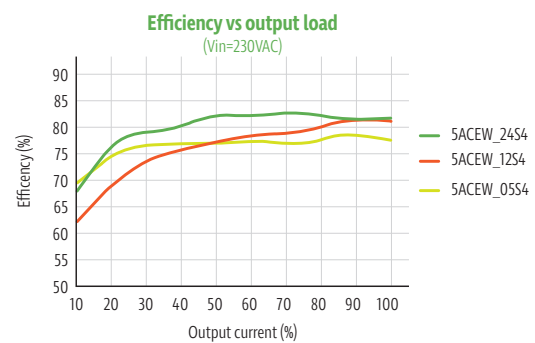
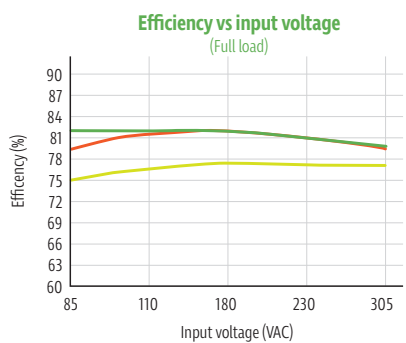
Product Characteristic Curve



Note:

- ① With an AC input between 85-100V/277-305VAC and a DC input between 100-120V/390-430VDC, the output power must be derated as per temperature derating curves;
- ② This product is suitable for applications using natural air cooling; for applications in closed environment please consult factory or one of our FAE.

Efficiency



Typical application

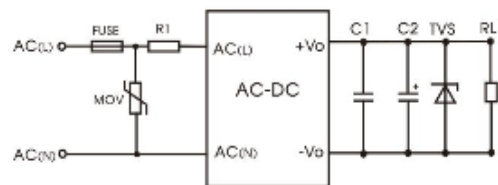


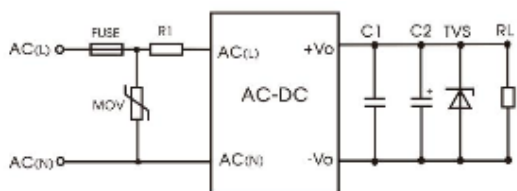
Fig. 1: Typical circuit diagram

Part No.	C1 (μF)	C2 (μF)	FUSE	R1	TVS	MOV
5ACEW_03S4	1	150	1A/300V, slow-blow, required	12Ω/3W	SMBJ7.0A	S10K350
5ACEW_05S4		150			SMBJ12A	
5ACEW_09S4		120			SMBJ20A	
5ACEW_12S4		120			SMBJ20A	
5ACEW_15S4		120			SMBJ20A	
5ACEW_24S4		68			SMBJ30A	

Output Filter Components:

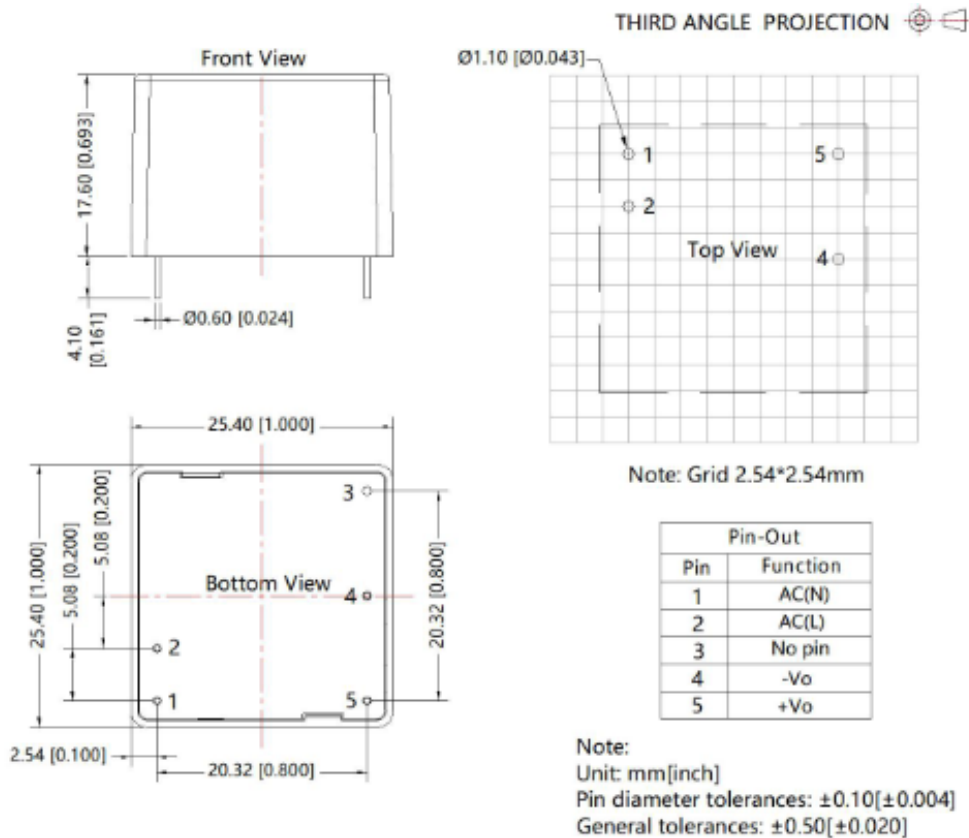
We recommend using an electrolytic capacitor with high frequency, and low ESR rating for C2 (refer to manufacture's datasheet). Choose a Capacitor voltage rating with at least 20% margin, in other words not exceeding 80%. C1 is a ceramic capacitor used for filtering high-frequency noise and TVS is a recommended suppressor diode to protect the application in case of a converter failure.

EMC compliance recommended

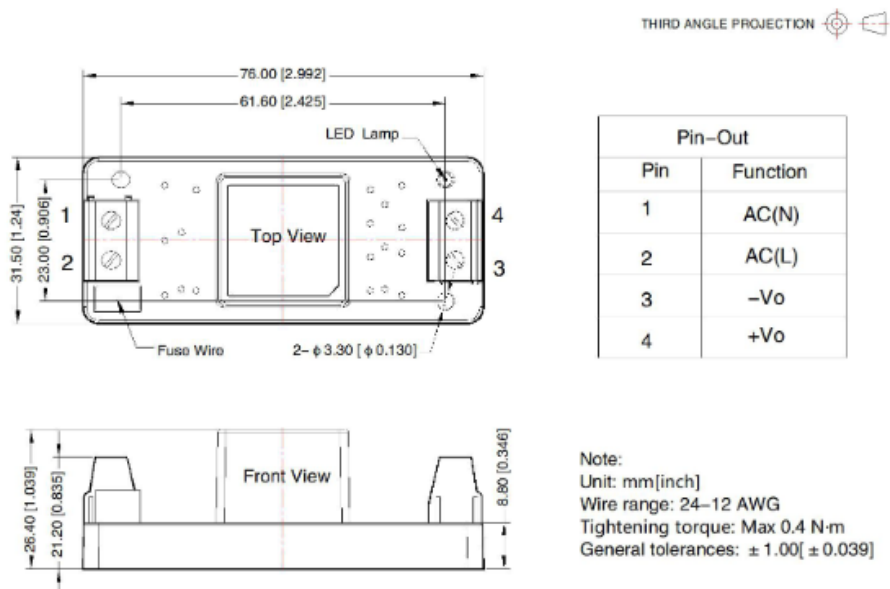


Component	Recommended value
MOV	S14K350
R1	33Ω/3W
FUSE	2A/300V, slow-blow, required

Dimensions and Recommended Layout



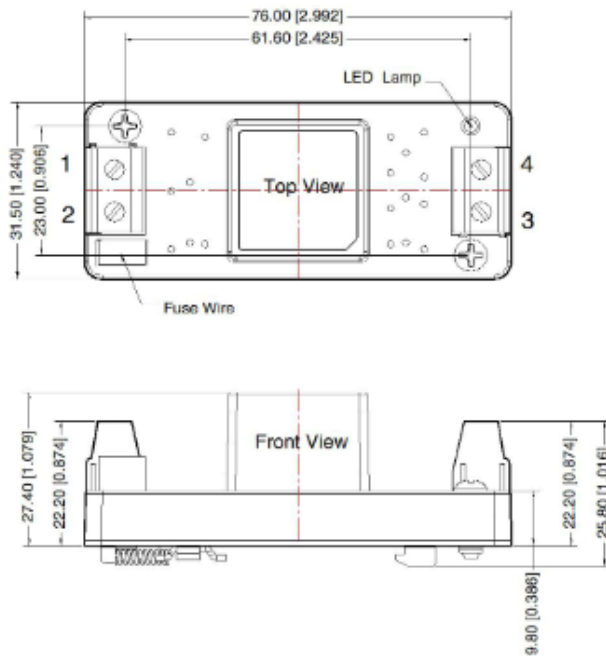
Chassis mounting



5ACEW_4 series

5Watt - AC-DC converter

DIN rail mounting



THIRD ANGLE PROJECTION 

Pin-Out	
Pin	Function
1	AC(N)
2	AC(L)
3	-Vo
4	+Vo

Note:
Unit: mm[inch]
Wire range: 24-12 AWG
Tightening torque: Max 0.4 N-m
Mounting rail: TS35, rail needs to connect safety ground
General tolerances: $\pm 1.00[\pm 0.039]$